

(1)(a) Statement showing Shareholding Pattern

Name of the Company	Frontline Securities Limited		
Scrip Code : 533213,	Name of Scrip: Frontline Securities Limited	Class of Security: Equity	
Quarter Ended : 30 th September, 2014			
Partly paid-up shares:-	No. of partly paid-up shares	As a % of total no. of partly paid-up shares	As a % of total no. of shares of the company
Held by promoter/promoter group	0	0.00000	0.00000
Held by public	0	0.00000	0.00000
Total	0	0.00000	0.00000
Outstanding convertible securities:-	No. of outstanding securities	As a % of total no. of outstanding convertible securities	As a % of total no. of shares of the company, assuming full conversion of the convertible securities
Held by promoter/promoter group	0	0.00000	0.00000
Held by public	0	0.00000	0.00000
Total	0	0.00000	0.00000
Warrants:-	No. of warrants	As a % of total no. of warrants	As a % of total no. of shares of the company, assuming full conversion of warrants
Held by promoter/promoter group	0	0.00000	0.00000
Held by public	0	0.00000	0.00000
Total	0	0.00000	0.00000
Total paid-up capital of the company, assuming full conversion of warrants and convertible securities	N.A.		




Category Code	Category of shareholder	Number of shareholders	Total number of shares	Number of shares held in dematerialized form	Total Shareholding as a percentage of Total number of shares		Shares pledged or otherwise encumbered	
					As a percentage of (A+B) (VI)	As a percentage of (A+B+C) (VII)	Number of shares (VIII)	As a percentage (IX)=(VIII)/(IV)*100
(I)	(II)	(III)	(IV)	(V)				
(A)	Promoter and Promoter Group							
(1)	Indian							
(a)	Individuals/ Hindu Undivided Family	4	9,54,450	9,54,450	13.28080	13.28080	0.00000	0.00000
(b)	Central Government/ State Government(s)	0	0	0	0.00000	0.00000	0.00000	0.00000
(c)	Bodies Corporate	2	36,90,043	36,90,043	51.34552	51.34552	0.00000	0.00000
(d)	Financial Institutions/ Banks	0	0	0	0.00000	0.00000	0.00000	0.00000
(e)	Any Other (Specify)	0	0	0	0.00000	0.00000	0.00000	0.00000
	Sub-Total (A)(1)	6	46,44,493	46,44,493	64.62632	64.62632	0.00000	0.00000



Category Code	Category of shareholder	Number of shareholders	Total number of shares	Number of shares held in dematerialized form	Total Shareholding as a percentage of Total number of shares		Shares pledged or otherwise encumbered	
(I)	(II)	(III)	(IV)	(V)	As a percentage of (A+B) (VI)	As a percentage of (A+B+C) (VII)	Number of shares (VIII)	As a percentage (IX)=(VIII)/(IV)*100
(2)	Foreign							
(a)	Individuals (Non-Resident Individuals / Foreign Individuals)	0	0	0	0.00000	0.00000	0	0.00000
(b)	Bodies Corporate	0	0	0	0.00000	0.00000	0	0.00000
(c)	Institutions	0	0	0	0.00000	0.00000	0	0.00000
(d)	Any Other (specify)	0	0	0	0.00000	0.00000	0	0.00000
	Sub-Total (A)(2)	0	0	0	0.00000	0.00000	0	0.00000
	Total Shareholding of Promoter and Promoter Group (A)=A(1)+A(2)	6	46,44,493	46,44,493	64.62632	64.62632	0	0.00000



Category Code	Category of shareholder	Number of shareholders	Total number of shares	Number of shares held in dematerialized form	Total Shareholding as a percentage of Total number of shares		Shares pledged or otherwise encumbered	
(I)	(II)	(III)	(IV)	(V)	As a percentage of (A+B) (VI)	As a percentage of (A+B+C) (VIII)	Number of shares (VIII)	As a percentage (IX)=(VIII)/(IV)*100
(B)	Public Shareholding						N.A.	N.A.
(1)	Institutions						N.A.	N.A.
(a)	Mutual Funds/ UTI	0	0	0	0.00000	0.00000		
(b)	Financial Institutions/ Banks	0	0	0	0.00000	0.00000		
(c)	Central Government/ State Government(s)	0	0	0	0.00000	0.00000		
(d)	Venture Capital Funds	0	0	0	0.00000	0.00000		
(e)	Insurance Companies	0	0	0	0.00000	0.00000		
(f)	Foreign Institutional Investors	0	0	0	0.00000	0.00000		
(g)	Foreign Venture Capital Investors	0	0	0	0.00000	0.00000		



Category Code	Category of shareholder	Number of shareholders	Total number of shares	Number of shares held in dematerialized form	Total Shareholding as a percentage of Total number of shares		Shares pledged or otherwise encumbered	
(I)	(II)	(III)	(IV)	(V)	As a percentage of (A+B) (VI)	As a percentage of (A+B+C) (VII)	Number of shares (VIII)	As a percentage (IX)=(VIII)/(IV)*100
(h)	Any Other (specify)	0	0	0	0.00000	0.00000		
	Sub-Total (B)(1)	0	0	0	0.00000	0.00000		
(2)	Non-institutions							
(a)	Bodies Corporate	52	7,54,915	7,33,215	10.50435	10.50435		
(b)	Individuals –						0	0
	(i) Individual shareholders holding nominal share capital <= Rs.1 Lakh.	3,997	5,24,499	1,98,465	7.29820	7.29820		
	Individuals –							
	(ii) Individual shareholders holding nominal share capital > Rs.1 Lakh.	13	8,37,796	8,37,796	11.65761	11.65761	0	0



Category Code	Category of shareholder	Number of shareholders	Total number of shares	Number of shares held in dematerialized form	Total Shareholding as a percentage of Total number of shares		Shares pledged or otherwise encumbered	
					As a percentage of (A+B) (VI)	As a percentage of (A+B+C) (VII)	Number of shares (VIII)	As a percentage (IX)=(VIII)/(IV)*100
(I)	(II)	(III)	(IV)	(V)				
(c)	Others							
	(1) Directors & their relatives	7	1,120	0	0.01558	0.01558		
	(2) Non Resident Indians	5	4,23,477	4,23,477	5.89252	5.89252		
	(3) Clearing Members	4	389	389	0.00541	0.00541		
	(4) Hindu Undivided Families	0	0	0	0	0		
	Sub-Total (B)(2)	4078	25,42,196	21,93,342	35.37367	35.37367		



	Total Public Shareholding (B)=(B)(1)+(B)(2)	4078	25,42,196	21,93,342	35.37367	35.37367	N.A.	N.A.
	TOTAL (A)+(B)	4084	71,86,689	68,37,835	100.00000	100.00000		



Category Code	Category of shareholder	Number of shareholders	Total number of shares	Number of shares held in dematerialized form	Total Shareholding as a percentage of Total number of shares		Shares pledged or otherwise encumbered	
					As a percentage of (A+B)	As a percentage of (A+B+C)	Number of shares	As a percentage
(I)	(II)	(III)	(IV)	(V)	(VI)	(VIII)	(VIII)	(IX)=(VIII)/(IV)*100
(C)	Shares held by Custodians and against which Depository Receipts have been issued	0	0	0	0.00000	0.00000	N.A.	N.A.
(1)	Promoter and Promoter Group	0	0	0	0.00000	0.00000	N.A	N.A
(2)	Public	0	0	0	0.00000	0.00000	N.A	N.A.
	GRAND TOTAL (A)+(B)+(C)	4084	71,86,689	68,37,835	100.00000	100.00000	0	0.00000



(1)(b) Statement showing holding of securities (including shares, warrants, convertible securities) of persons belonging to the category "Promoter and Promoter Group"

S.No	Name of the shareholder	Details of Shares held		Encumbered shares (*)			Details of warrants		Details of convertible securities		Total shares (including underlying shares assuming full conversion of warrants and convertible securities) as a % of diluted share capital
		No. of Shares held	As a % of grand total (A) +(B)+(C)	No	As a percentage	As a % of grand total (A)+(B)+(C) of sub-clause (1) (a)	Number of warrants held	As a % total number of warrants of the same class	Number of convertible securities held	As a % total number of convertible securities of the same class	
(I)	(II)	(III)	(IV)	(V)	(VI) = (V)/ (III)*100	(VII)	(VIII)	(IX)	(X)	(XI)	(XII)
1	RAKESH K. JAIN	8,65,910	12.04880	0	0.00000	0.00000	0	0.00000	0	0.00000	12.04880
2	PRERNA JAIN	55,720	0.77532	0	0.00000	0.00000	0	0.00000	0	0.00000	0.77532
3	ARIDHI JAIN	8,310	0.11563	0	0.00000	0.00000	0	0.00000	0	0.00000	0.11563
4	VIDHA JAIN	24,510	0.34105	0	0.00000	0.00000	0	0.00000	0	0.00000	0.34105

Arindha


5	FRONTLINE CAPITAL SERVICES LTD	3,75,000	5.21798	0	0.00000	0.00000	0	0.00000	0	0.00000	5.21798
6	HOPE CONSULTAN TS LTD	33,15,043	46.12754	0	0.00000	0.00000	0	0.00000	0	0.00000	46.12754
Total		46,44,493	64.62632	0	0.00000	0.00000	0	0.00000	0	0.00000	64.62632

(*) The term "encumbrance" has the same meaning as assigned to it in regulation 28(3) of the SAST Regulations, 2011.




(1) (c)(i) Statement showing holding of securities (including shares, warrants, convertible securities) of persons belonging to the category "Public" and holding more than 1% of the total number of shares

S.No.	Name of the shareholder	Number of shares held	Shares as a percentage of total number of shares (i.e. Grand Total (A)+(B)+(C) indicated in Statement at para (1)(a) above	Details of warrants		Details of convertible securities		Total shares (including underlying shares assuming full conversion of warrants and convertible securities) as a % of diluted share capital
				Number of warrants held	As a % total number of warrants of the same class	Number of convertible securities held	% w.r.t. total number of convertible securities of the same class	
1.	APOLLO TRADING AND FINANCE PRIVATE LIMITED	78,392	1.09079	0	0.00000	0	0.00000	1.09079
2.	FLEX INTERNATIONAL PRIVATE LIMITED	78500	1.09230	0	0.00000	0	0.00000	1.09230
3.	RN CONSULTANTS PRIVATE LIMITED	76,000	1.05751	0	0.00000	0	0.00000	1.05751
4	VIREET	75700	1.05334	0	0.00000	0	0.00000	1.05334


Arinash

	INVESTMENTS PRIVATE LIMITED							
5	VIREN INVESTMENTS PRIVATE LIMITED	76000	1.05751	0	0.00000	0	0.00000	1.05751
6	BFL INVESTMENTS AND FINANCIAL CONSULTANTS PRIVATE LIMITED	78,392	1.09079	0	0.00000	0	0.00000	1.09079
7	A. R. INFRASTRUCTURES AND PROJECTS PVT. LTD.	1,70,097	2.36683	0	0.00000	0	0.00000	2.36683
8	AJAI CHOWDHRY	75,000	1.04360	0	0.00000	0	0.00000	1.04360
9	GITA CHOWDHRY	75,000	1.04360	0	0.00000	0	0.00000	1.04360
10	PRAVIN AGARWAL	1,35,900	1.89099	0	0.00000	0	0.00000	1.89099
11	MANISH JAIN	1,76,346	2.45379	0	0.00000	0	0.00000	2.45379
12	DEVINDER SINGH PURI	91,600	1.27458	0	0.00000	0	0.00000	1.27458
13	MOHAN VISWANATHAN PUDUGRAM	1,51,893	2.11353	0	0.00000	0	0.00000	2.11353
14	ANITA MOHAN	2,03,184	2.82723	0	0.00000	0	0.00000	2.82723
Total		15,42,004	21.45639	0	0.00000	0	0.00000	21.45639



(1) (c)(ii) Statement showing holding of securities (including shares, warrants, convertible securities) of persons (together with PAC) belonging to the category "Public" and holding more than 5% of the total number of shares of the company.

S.No.	Name(s) of the shareholder(s) and the Persons Acting in Concert (PAC) with them	Number of shares	Shares as a percentage of total number of shares (i.e. Grand Total (A)+(B)+(C) indicated in Statement at para (1) (a) above	Details of warrants		Details of convertible securities		Total shares (including underlying shares assuming full conversion of warrants and convertible securities) as a % of diluted share capital
				Number of warrants	As a % total number of warrants of the same class	Number of convertible securities held	% w.r.t. total number of convertible securities of the same class	
1.	0	0	0.00000	0	0.00000	0	0.00000	0.00000
Total	0	0	0.00000	0	0.00000	0	0.00000	0.00000



1)(d) STATEMENT SHOWING DETAILS OF LOCKED-IN SHARES

Sr.No.	Name of the shareholder	Number of locked-in shares	Locked-in shares as a percentage of total number of shares [i.e. Grand total (A)+(B)+(C) Indicted in Statement at para (1)(a) above]
1.			
2.			
-----N. A.-----			
	TOTAL		

(II)(a) STATEMENT SHOWING DETAILS OF DEPOSITORY RECEIPTS (DRs)

Sr.No	Type of outstanding DR (ADRs', GDRs, SDRs, etc.)	Number of outstanding DRs	Number of Shares underlying outstanding DRs	Shares underlying outstanding DRs as a percentage of total number of shares [i.e. Grand Total (A)+(B)+(C) indicated in Statement at para (1)(a) above]
1.				
2.				
-----N. A.-----				
	TOTAL			



(II)(b) STATEMENT SHOWING HOLDING OF DEPOSITORY RECEIPTS (DRS), WHERE UNDERLYING SHARES HELD BY 'PROMOTER/PROMOTER GROUP' ARE IN EXCESS OF 1% OF THE TOTAL NUMBER OF SHARES

Sr.No.	Name of the DR Holder	Type of outstanding DR (ADRs, GDRs, SDRs, etc.)	Number of Shares underlying outstanding DRs	Shares underlying outstanding DRs as a percentage of total number of shares [i.e. Grand Total (A)+(B)+(C) indicated in Statement at para (i)(a) above]
1.				
2.	-----N. A.-----			
	TOTAL			

